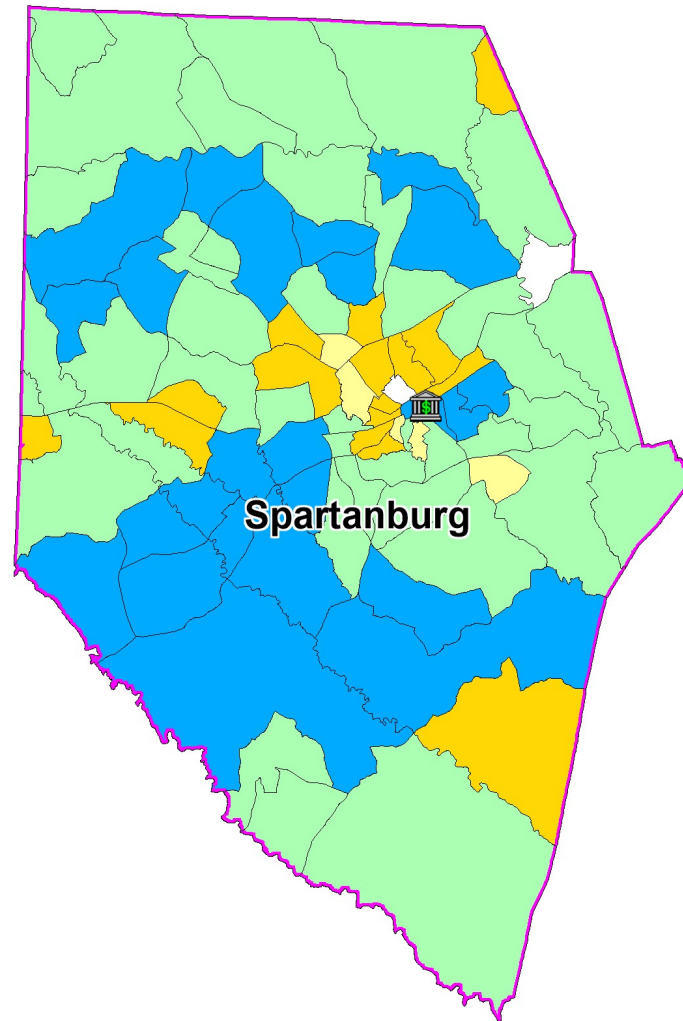


Spartanburg, SC Facility Based Assessment Area








 Offices

 County 2020

 State

Income as % of MSA Median
(# of Tracts in Range)

-  $\geq 120\%$ (24)
-  $80\% < 120\%$ (40)
-  $50\% < 80\%$ (16)
-  $0.01\% < 50\%$ (5)
-  All Others (2)